



QUARTERLY PHYSICAL REPORT OF OPERATION


As of December 31, 2022

Department : Department of Science and Technology (DOST)
 Agency : Philippine Science High School System
 Operating Unit : Zamboanga Peninsula Region Campus
 Organization Code (UACS) : 19 016 0900016

Particulars	UACS CODE	Physical Target (Budget Year)					Physical Accomplishment (Budget Year)					Variance as of 12/31/2022	Remarks
		1st Quarter	2nd Quarter	3rd Quarter	4th Quarter	Total	1st Quarter	2nd Quarter	3rd Quarter	4th Quarter	Total		
1	2	3	4	5	6	7	8	9	10	11	12	13	14
SCIENCE, TECHNOLOGY, ENGINEERING AND MATHEMATICS (STEM) SECONDARY EDUCATION ON SCHOLARSHIP BASIS PROGRAM OO : Increased competitiveness of Filipinos in Science and Engineering Outcome Indicators	3101000000000000												
1. Percentage of PSHS graduates pursuing STEM courses			90%			90% (1,328/1,476)	-	-	-	51/52=98%	98%	8%	Biology / Physics / Chemistry = 11; Math / Technology=5; Engineering=20; Other Science Courses = 15. TOTAL S&T courses taken 51/TOTAL No. of Graduates 52 = 98%
2. Percentage of winnings/awards/recognition from the			85%			85%		42/5 = 840%	7/1 = 700%	17/3=566%	66 winnings/9competitions = 733%	648%	Guangdong - HongKong - Macau Greater Bay Area Big BEI Mathematical Olympiad Final 2022 - 5 wins; Thailand International Mathematical Olympiad (TIMO) Final 2022 - 6 wins; Philippine International Mathematical Olympiad (PHIMO) Heat 2022 - 17 wins; Hongkong International Computing Olympiad (HKICO) Heat Round 2022 - 9 wins; Hongkong International Computing Olympiad (HKIMO) Heat Round 2022 - 5 wins; Hongkong International Computing Olympiad (HKIMO) Final Round 2022 - 7 wins; HKISO Final Round 2022 - 6 wins; HKIMO Heat Round 2022 - 4 wins; PHIMO Final Round 2022 - 7 wins
total number of STEM-related international (ASEAN included) competitions participated by the PSHS Scholars													
3. Percentile of PSHS students in Math in the US-based Scholastic Aptitude Test (SAT)					80th Percentile	80th percentile	-	64th percentile	-	-	84th Percentile	4%	Ferrer - 82nd, Miranda - 93rd, Racho - 77th
Output Indicators													
1. Number of scholars supported				506		10,090	-	-	-	488	488	-18	Total scholars of 488 for SY 2022-2023 (Boys 213, Girls 275)
2. Cohort survival rate: Percentage of scholars who advance to the succeeding grade level until they complete the 6-year scholarship period				90%		90% (1,328/1,476)	-	87%	-	-	87%	-3%	40 out of 46 scholars enrolled in FY 2016 completed the 6 yr scholarship program in June 2022 (40/46=87%)
3. Percentage of winnings, awards and recognition from total number of national and international competitions participated			85%			85%		5/2=250%		5/2=250%	10/4 = 250%	165%	PSHS Model United Nations - United Nations Development Program - 5 wins; YIPA Treks IP 2022 - 0 win; Bakas Paligsahan ng Pagsulat ng Sanaysay - 1 win; PMUNYS III - 4 win
4. Rank of the campuses based on the overall UPCAT scores of the PSHS student-takers				Top 20		Top 20	N/A	N/A	N/A	N/A	N/A	N/A	13/52 scholars qualified for the UPCA with 102nd Ranking
SCIENCE, TECHNOLOGY, ENGINEERING AND MATHEMATICS (STEM) PROMOTION PROGRAM OO : Increased competitiveness of Filipinos in Science and Engineering Outcome Indicator	3102000000000000												
1. Percentage of municipalities with applicants to the National Competitive Examination (NCE)					30%	30% (446 out of 1,488)	-	-	-	204%	204%	174%	45 Cities and Municipalities have applicants to the NCE. Total No. of cities and municipalities in Region IX is 72. Target is 30% or 22. Thus 45/22 = 204%
Output Indicators													
1. Number of municipality recipients of promotional activities					64	64	-	-	-	65	65	1	23-Znorte, 22-Zsur, 15-Zsibugay, 1-Dip City, 1-Dapitan City, P 1-Pagadian City, 1-Zambo City, 1-Isabela City. Total of 65 cities and Municipalities in Region IX are recipients of promotional activities
2. Percentage of freshmen who were able to get a General Weighted Average (GWA) of 2.5 or better in the second quarter of the school year					90%	90% (1,647/1,830)	-	83/88=94%	-	-	94%	4%	83 out of 88 scholars for SY 2021-2022 got 2.5 or better for the second quarter of the school year

Prepared By:

CONNIE GRACE B. BALINGIT
BUDGET OFFICER
Date: 2023-01-16 14:47:37

In coordination with:

MILO S. SALDON
FAD CHIEF
Date: 2023-01-16 14:47:37

Approved By:

CHUCH P. GARGANERA
AGENCY HEAD
Date: 2023-01-18 14:19:03