



STATEMENT OF APPROPRIATIONS, ALLOTMENTS, OBLIGATIONS, DISBURSEMENTS AND BALANCES
As at the Quarter Ending March 31, 2022

Department : Department of Science and Technology (DOST)
Agency/Entity : Philippine Science High School
Operating Unit : Zamboanga Peninsula Region Campus
Organization Code (IACS) : 01 016 090016
Fund Cluster : 01 Regular Agency Fund

X Current Year Appropriations
Supplemental Appropriations
Continuing Appropriations


(e.g. UACS Fund Cluster, 01-Regular Agency Fund, 02-Foreign Assisted Projects Fund, 03-Special Account-Locality Funded-Domestic Grants Fund, and 04-Special Account-Foreign Assisted/Foreign Grants Fund)																								
Particulars	UACS CODE	Appropriations		Allotments		Current Year Obligations										Current Year Disbursements					Balances			
		Authorized Appropriations	Adjustments (Transfer To/Frm, Modification, Sub-allocation)	Adjusted Appropriations	Allotments Received	Adjustments (Transfer To/Frm, Modification, Sub-allocation)	Transfer To	Transfer From	Adjusted Total Allotments	1st Quarter Ending March 31	2nd Quarter Ending June 30	3rd Quarter Ending Sept. 30	4th Quarter Ending Dec. 31	TOTAL	1st Quarter Ending March 31	2nd Quarter Ending June 30	3rd Quarter Ending Sept. 30	4th Quarter Ending Dec. 31	TOTAL	Unexpended Amts	Unobligated Allotments	Unpaid Obligations (15-20)+(23+24)		
			Cost and Obligations			Not Incurred and Obligations																		
1	2	3	4	5=(3+4)	6	7	8	9	10=(7+8+9)	11	12	13	14	15=(11+12+13+14)	16	17	18	19	20=(16+17+18+19)	21	22	23	24	
Agency Specific Budget		80,016,000.00	491,000.00	81,407,000.00	75,303,000.00	0.00	0.00	491,000.00	75,794,000.00	16,478,621.36	0.00	0.00	0.00	16,478,621.36	14,534,815.86	0.00	0.00	0.00	14,534,815.86	5,615,000.00	59,314,378.00	170,031.00	1,674,673.67	
General Administrative and Support	10000000000000	5,515,000.00	486,000.00	6,001,000.00	0.00	0.00	0.00	486,000.00	486,000.00	486,000.00	0.00	0.00	0.00	486,000.00	486,000.00	0.00	0.00	0.00	486,000.00	5,515,000.00	20,854.50	4,400.00	0.00	
General Management and Supervision	10000100010000	0.00	486,000.00	486,000.00	0.00	0.00	0.00	486,000.00	486,000.00	486,000.00	0.00	0.00	0.00	486,000.00	486,000.00	0.00	0.00	0.00	486,000.00	5,515,000.00	20,854.50	4,400.00	0.00	
MOOE		0.00	486,000.00	486,000.00	0.00	0.00	0.00	486,000.00	486,000.00	486,000.00	0.00	0.00	0.00	486,000.00	486,000.00	0.00	0.00	0.00	486,000.00	5,515,000.00	20,854.50	4,400.00	0.00	
Administration of Personnel Benefits	10000100020000	5,515,000.00	0.00	5,515,000.00	0.00	0.00	0.00	0.00	0.00	0.00	0.00	0.00	0.00	0.00	0.00	0.00	0.00	0.00	0.00	0.00	0.00	0.00	0.00	
PS		5,515,000.00	0.00	5,515,000.00	0.00	0.00	0.00	0.00	0.00	0.00	0.00	0.00	0.00	0.00	0.00	0.00	0.00	0.00	0.00	0.00	0.00	0.00	0.00	
Sub Total: General Administrative and Support		5,515,000.00	486,000.00	6,001,000.00	0.00	0.00	0.00	486,000.00	486,000.00	486,000.00	0.00	0.00	0.00	486,000.00	486,000.00	0.00	0.00	0.00	486,000.00	5,515,000.00	20,854.50	4,400.00	0.00	
MOOE		0.00	486,000.00	486,000.00	0.00	0.00	0.00	486,000.00	486,000.00	486,000.00	0.00	0.00	0.00	486,000.00	486,000.00	0.00	0.00	0.00	486,000.00	5,515,000.00	20,854.50	4,400.00	0.00	
Travel (if Applicable)		0.00	0.00	0.00	0.00	0.00	0.00	0.00	0.00	0.00	0.00	0.00	0.00	0.00	0.00	0.00	0.00	0.00	0.00	0.00	0.00	0.00	0.00	
CO		0.00	0.00	0.00	0.00	0.00	0.00	0.00	0.00	0.00	0.00	0.00	0.00	0.00	0.00	0.00	0.00	0.00	0.00	0.00	0.00	0.00	0.00	
Operations	30000200000000	75,403,000.00	5,000.00	75,408,000.00	75,303,000.00	0.00	0.00	5,000.00	75,308,000.00	16,019,475.86	0.00	0.00	0.00	16,019,475.86	14,170,170.30	0.00	0.00	0.00	14,170,170.30	100,000.00	58,285,524.11	165,631.67	1,674,673.67	
OO: Honored recipients of Filipino in Science and Engineering		75,403,000.00	5,000.00	75,408,000.00	75,303,000.00	0.00	0.00	5,000.00	75,308,000.00	16,019,475.86	0.00	0.00	0.00	16,019,475.86	14,170,170.30	0.00	0.00	0.00	14,170,170.30	100,000.00	58,285,524.11	165,631.67	1,674,673.67	
SCIENCE, TECHNOLOGY, ENGINEERING AND MATHEMATICS (STEM) SECONDARY EDUCATION ON SCHOOLS (B-DASIS-PROG) (MAY)		75,403,000.00	5,000.00	75,408,000.00	75,303,000.00	0.00	0.00	5,000.00	75,308,000.00	16,019,475.86	0.00	0.00	0.00	16,019,475.86	14,170,170.30	0.00	0.00	0.00	14,170,170.30	100,000.00	58,285,524.11	165,631.67	1,674,673.67	
Operation of school campuses	31010010001000	69,403,000.00	0.00	69,403,000.00	69,303,000.00	0.00	0.00	0.00	69,303,000.00	15,769,917.26	0.00	0.00	0.00	15,769,917.26	13,503,611.72	0.00	0.00	0.00	13,503,611.72	100,000.00	53,533,002.14	165,631.67	1,674,673.67	
PS		33,178,000.00	0.00	33,178,000.00	33,178,000.00	0.00	0.00	0.00	33,178,000.00	7,260,460.21	0.00	0.00	0.00	7,260,460.21	6,000,000.00	0.00	0.00	0.00	7,260,460.21	0.00	25,908,539.75	0.00	0.00	
MOOE		36,125,000.00	0.00	36,125,000.00	36,125,000.00	0.00	0.00	0.00	36,125,000.00	8,509,457.05	0.00	0.00	0.00	8,509,457.05	7,503,611.72	0.00	0.00	0.00	8,509,457.05	0.00	27,824,542.90	0.00	0.00	
CO		100,000.00	0.00	100,000.00	0.00	0.00	0.00	0.00	100,000.00	0.00	0.00	0.00	0.00	0.00	0.00	0.00	0.00	0.00	100,000.00	0.00	0.00	0.00	0.00	
Policy Formulation, Program Planning and Standards Development	31010010002000	0.00	5,000.00	5,000.00	0.00	0.00	0.00	5,000.00	5,000.00	5,000.00	0.00	0.00	0.00	5,000.00	5,000.00	0.00	0.00	0.00	5,000.00	0.00	0.00	0.00	0.00	
MOOE		0.00	5,000.00	5,000.00	0.00	0.00	0.00	5,000.00	5,000.00	5,000.00	0.00	0.00	0.00	5,000.00	5,000.00	0.00	0.00	0.00	5,000.00	0.00	0.00	0.00	0.00	
Project(s)		6,000,000.00	0.00	6,000,000.00	6,000,000.00	0.00	0.00	0.00	6,000,000.00	244,558.63	0.00	0.00	0.00	244,558.63	244,558.63	0.00	0.00	0.00	244,558.63	0.00	5,755,441.37	0.00	0.00	
Locally Funded Project(s)		6,000,000.00	0.00	6,000,000.00	6,000,000.00	0.00	0.00	0.00	6,000,000.00	244,558.63	0.00	0.00	0.00	244,558.63	244,558.63	0.00	0.00	0.00	244,558.63	0.00	5,755,441.37	0.00	0.00	
Implementation (CVC-12 Program (WHF) (CVC) Infrastructure)	31010020100000	6,000,000.00	0.00	6,000,000.00	6,000,000.00	0.00	0.00	0.00	6,000,000.00	244,558.63	0.00	0.00	0.00	244,558.63	244,558.63	0.00	0.00	0.00	244,558.63	0.00	5,755,441.37	0.00	0.00	
CO		6,000,000.00	0.00	6,000,000.00	6,000,000.00	0.00	0.00	0.00	6,000,000.00	244,558.63	0.00	0.00	0.00	244,558.63	244,558.63	0.00	0.00	0.00	244,558.63	0.00	5,755,441.37	0.00	0.00	

This report was generated using the Unified Reporting System on 2024/02/22 22:45 version: FAR1.2.5 ; Status : SUBMITTED

Department: Department of Science and Technology (DOST)
Agency: Philippine Science High School
Operating Unit: Zamboanga Peninsula Region Campus
Organization Code (UACS): 19 016 0900016
Fund Cluster: 01 Regular Agency Fund
(e.g. UACS Fund Cluster: 01-Regular Agency Fund, 02-Foreign Assisted Projects Fund, 03-Special Account-Locally Funded/Domestic Grants Fund, and 04-Special Account-Foreign Assisted/Foreign Grants Fund)


	Current Year Appropriations
	Supplemental Appropriations
X	Continuing Appropriations


Particulars	UACS CODE	Appropriations		Allocations					Current Year Obligations					Current Year Disbursements					Balances				
		Authorized Appropriations	Adjustments (Transfer To/From, Realignment)	Adjusted Appropriations	Allocations Received	Adjustments (Withdrawal, Realignment)	Transfer To	Transfer From	Adjusted Total Allocations	1st Quarter Ending March 31	2nd Quarter Ending June 30	3rd Quarter Ending Sept. 30	4th Quarter Ending Dec. 31	TOTAL	1st Quarter Ending March 31	2nd Quarter Ending June 30	3rd Quarter Ending Sept. 30	4th Quarter Ending Dec. 31	TOTAL	Unexpended Appns	Unobligated Allocations	Unpaid Obligations	
		3	4	5=(3+4)	6	7	8	9	10=(6+7+8+9)	11	12	13	14	15=(11+12+13+14)	16	17	18	19	20=(16+17+18+19)	21=(5-16)	22=(10-13)	23	24
CS		20,000.00	0.00	20,000.00	20,000.00	0.00	0.00	0.00	20,000.00	0.00	0.00	0.00	0.00	0.00	0.00	0.00	0.00	0.00	0.00	0.00	20,000.00	0.00	0.00
Construction of Dormitory Building III	110100200180000	20,000,000.00	0.00	20,000,000.00	20,000,000.00	0.00	0.00	0.00	20,000,000.00	0.00	0.00	0.00	0.00	0.00	0.00	0.00	0.00	0.00	0.00	0.00	20,000,000.00	0.00	0.00
CS		20,000,000.00	0.00	20,000,000.00	20,000,000.00	0.00	0.00	0.00	20,000,000.00	0.00	0.00	0.00	0.00	0.00	0.00	0.00	0.00	0.00	0.00	0.00	20,000,000.00	0.00	0.00
Design/Construction/Installation of Research/Collection System in Various Campuses	110100200190000	5,000,000.00	0.00	5,000,000.00	5,000,000.00	0.00	0.00	0.00	5,000,000.00	0.00	0.00	0.00	0.00	0.00	0.00	0.00	0.00	0.00	0.00	0.00	5,000,000.00	0.00	0.00
CS		5,000,000.00	0.00	5,000,000.00	5,000,000.00	0.00	0.00	0.00	5,000,000.00	0.00	0.00	0.00	0.00	0.00	0.00	0.00	0.00	0.00	0.00	0.00	5,000,000.00	0.00	0.00
Construction of Track and Field	110100200191000	40,000,000.00	0.00	40,000,000.00	40,000,000.00	0.00	0.00	0.00	40,000,000.00	0.00	0.00	0.00	0.00	0.00	0.00	0.00	0.00	0.00	0.00	0.00	40,000,000.00	0.00	0.00
CS		40,000,000.00	0.00	40,000,000.00	40,000,000.00	0.00	0.00	0.00	40,000,000.00	0.00	0.00	0.00	0.00	0.00	0.00	0.00	0.00	0.00	0.00	0.00	40,000,000.00	0.00	0.00
SCIENCE, TECHNOLOGY, ENGINEERING AND MATHEMATICS STEAM PROGRAM (PROGRAM)	110200100010000	157,022.00	0.00	157,022.00	157,022.00	0.00	0.00	0.00	157,022.00	0.00	0.00	0.00	0.00	0.00	0.00	0.00	0.00	0.00	0.00	0.00	157,022.00	0.00	0.00
National Competitive Examination (NCE)	110200100010000	157,022.00	0.00	157,022.00	157,022.00	0.00	0.00	0.00	157,022.00	0.00	0.00	0.00	0.00	0.00	0.00	0.00	0.00	0.00	0.00	0.00	157,022.00	0.00	0.00
MOOE		157,022.00	0.00	157,022.00	157,022.00	0.00	0.00	0.00	157,022.00	0.00	0.00	0.00	0.00	0.00	0.00	0.00	0.00	0.00	0.00	0.00	157,022.00	0.00	0.00
Sub-Total, Operations		113,504,610.57	0.00	113,504,610.57	113,504,610.57	0.00	0.00	0.00	113,504,610.57	2,963,322.81	0.00	0.00	0.00	2,963,322.81	2,462,480.83	0.00	0.00	0.00	2,462,480.83	0.00	110,541,287.74	89,700.00	311,762.00
PS		0.00	0.00	0.00	0.00	0.00	0.00	0.00	0.00	0.00	0.00	0.00	0.00	0.00	0.00	0.00	0.00	0.00	0.00	0.00	0.00	0.00	0.00
MOOE		1,907,470.94	0.00	1,907,470.94	1,907,470.94	0.00	0.00	0.00	1,907,470.94	1,466,802.36	0.00	0.00	0.00	1,466,802.36	1,244,852.80	0.00	0.00	0.00	1,244,852.80	0.00	440,667.14	89,700.00	132,260.00
Fuels (if Applicable)		0.00	0.00	0.00	0.00	0.00	0.00	0.00	0.00	0.00	0.00	0.00	0.00	0.00	0.00	0.00	0.00	0.00	0.00	0.00	0.00	0.00	0.00
CS		111,507,140.03	0.00	111,507,140.03	111,507,140.03	0.00	0.00	0.00	111,507,140.03	1,397,129.69	0.00	0.00	0.00	1,397,129.69	0.00	0.00	0.00	0.00	0.00	0.00	0.00	0.00	0.00
GRAND TOTAL		117,502,719.57	0.00	117,502,719.57	117,502,719.57	0.00	0.00	0.00	117,502,719.57	2,963,322.81	0.00	0.00	0.00	2,963,322.81	2,462,480.83	0.00	0.00	0.00	2,462,480.83	0.00	110,541,287.74	89,700.00	311,762.00
PS		0.00	0.00	0.00	0.00	0.00	0.00	0.00	0.00	0.00	0.00	0.00	0.00	0.00	0.00	0.00	0.00	0.00	0.00	0.00	0.00	0.00	0.00
MOOE		1,931,579.94	0.00	1,931,579.94	1,931,579.94	0.00	0.00	0.00	1,931,579.94	1,466,802.36	0.00	0.00	0.00	1,466,802.36	1,244,852.80	0.00	0.00	0.00	1,244,852.80	0.00	404,776.14	89,700.00	132,260.00
Fuels (if Applicable)		0.00	0.00	0.00	0.00	0.00	0.00	0.00	0.00	0.00	0.00	0.00	0.00	0.00	0.00	0.00	0.00	0.00	0.00	0.00	0.00	0.00	0.00
CS		115,567,140.03	0.00	115,567,140.03	115,567,140.03	0.00	0.00	0.00	115,567,140.03	1,397,129.69	0.00	0.00	0.00	1,397,129.69	0.00	0.00	0.00	0.00	0.00	0.00	114,200,020.00	89,700.00	170,512.00

Certified Correct:

CONNIE GRACE B. BALNAIT
BUDGET OFFICER
Date: 2022-04-13 13:31:24

Certified Correct:

JANE ROSARIN B. SIONG
ACCOUNTANT
Date: 2022-04-13 13:31:24

Recommending Approval:

MILO S. SALDON
DIRECTOR FMS
Date: 2022-04-18 13:32:10

Approved By:

JULIE C. JAMBIRA
DIRECTOR
Date: 2022-04-19 08:29:23

PSHS-ZRC
Office of the Campus Director

APPROVED

for Posting on Official Website

SIGNATURE: _____
NAME: ENGR. LOUIE C. JAMORA
DATE/TIME: 4 May 22 1:39 PM


Department : Department of Science and Technology (DOST)
Agency/Entity : Philippine Science High School
Operating Unit : Zamboanga Peninsula Region Campus
Organization Code (UACS) : 19 016 000016
Fund Cluster : 01 Regular Agency Fund

X	Current Year Appropriations
	Supplemental Appropriations
	Continuing Appropriations

[e.g. UACS Fund Cluster: 01-Regular Agency Fund, 02-Foreign Assisted Project Fund, 03-Special Account-Locally Funded Domestic Grants Fund, and 04-Special Account-Foreign Assisted Foreign Grants Fund]																							
Particulars	UACS CODE	Appropriations		Allotments		Current Year Obligations								Current Year Disbursements				Balances					
		Authorized Appropriations	Adjustments (Transfer, Transfers, Modification, or Augmentations)	Adjusted Appropriations	Allotments Received	Adjustments (Transfer, Transfers, Modification, or Augmentations)	Transfer To	Transfer From	Adjusted Total Allotments	1st Quarter Ending March 31	2nd Quarter Ending June 30	3rd Quarter Ending Sept. 30	4th Quarter Ending Dec. 31	TOTAL	1st Quarter Ending March 31	2nd Quarter Ending June 30	3rd Quarter Ending Sept. 30	4th Quarter Ending Dec. 31	TOTAL	Unreleased Apprs	Unobligated Allotments	Unpaid Obligations (15-20)+(23+24)	
																						Not Released and Unobligated	Not Released and Unobligated
1	2	3	4	5=(3+4)	6	7	8	9	10=(8+9)	11	12	13	14	15=(11+12+13+14)	16	17	18	19	20=(16+17+18+19)	21	22	23	24
Sub-Total, Operations		75,403,000.00	5,000.00	75,408,000.00	75,303,000.00	0.00	0.00	5,000.00	75,308,000.00	10,010,475.86	0.00	0.00	0.00	10,010,475.86	14,179,170.30	0.00	0.00	0.00	14,179,170.30	100,000.00	59,298,524.14	105,631.87	1,074,673.67
PS		33,170,000.00	0.00	33,170,000.00	33,170,000.00	0.00	0.00	0.00	33,170,000.00	7,203,490.21	0.00	0.00	0.00	7,203,490.21	0.00	0.00	0.00	0.00	7,203,490.21	0.00	25,966,509.79	0.00	0.00
MOOE		36,125,000.00	5,000.00	36,130,000.00	36,125,000.00	0.00	0.00	5,000.00	36,130,000.00	8,505,457.65	0.00	0.00	0.00	8,505,457.65	6,871,436.23	0.00	0.00	0.00	6,871,436.23	0.00	27,624,562.85	103,347.15	1,074,673.67
FedEx (Payable)		0.00	0.00	0.00	0.00	0.00	0.00	0.00	0.00	0.00	0.00	0.00	0.00	0.00	0.00	0.00	0.00	0.00	0.00	0.00	0.00	0.00	0.00
CO		6,100,000.00	0.00	6,100,000.00	6,008,000.00	0.00	0.00	0.00	6,008,000.00	2,445,508.63	0.00	0.00	0.00	2,445,508.63	244,558.63	0.00	0.00	0.00	244,558.63	100,000.00	5,793,441.37	0.00	0.00
Sub-Total, Agency-Specific Budget		80,311,000.00	491,000.00	81,409,000.00	75,303,000.00	0.00	0.00	491,000.00	75,794,000.00	16,479,821.39	0.00	0.00	0.00	16,479,821.39	14,854,916.86	0.00	0.00	0.00	14,854,916.86	5,615,000.00	59,314,378.61	170,011.87	1,074,673.67
PS		36,000,000.00	0.00	36,000,000.00	33,170,000.00	0.00	0.00	0.00	33,170,000.00	7,203,490.21	0.00	0.00	0.00	7,203,490.21	0.00	0.00	0.00	0.00	7,203,490.21	0.00	25,966,509.79	0.00	0.00
MOOE		36,125,000.00	491,000.00	36,616,000.00	36,125,000.00	0.00	0.00	491,000.00	36,616,000.00	8,995,492.50	0.00	0.00	0.00	8,995,492.50	7,127,181.73	0.00	0.00	0.00	7,127,181.73	0.00	27,653,307.40	103,347.15	1,074,673.67
FedEx (Payable)		0.00	0.00	0.00	0.00	0.00	0.00	0.00	0.00	0.00	0.00	0.00	0.00	0.00	0.00	0.00	0.00	0.00	0.00	0.00	0.00	0.00	0.00
CO		6,190,000.00	0.00	6,190,000.00	6,008,000.00	0.00	0.00	0.00	6,008,000.00	2,445,508.63	0.00	0.00	0.00	2,445,508.63	244,558.63	0.00	0.00	0.00	244,558.63	100,000.00	5,793,441.37	0.00	0.00
R. Automatic Appropriations		2,489,000.00	0.00	2,489,000.00	2,489,000.00	0.00	0.00	0.00	2,489,000.00	606,688.25	0.00	0.00	0.00	606,688.25	606,708.63	0.00	0.00	0.00	606,708.63	0.00	1,802,311.75	7,879.62	0.00
Specific Budgets of National Government Agencies		2,489,000.00	0.00	2,489,000.00	2,489,000.00	0.00	0.00	0.00	2,489,000.00	606,688.25	0.00	0.00	0.00	606,688.25	606,708.63	0.00	0.00	0.00	606,708.63	0.00	1,802,311.75	7,879.62	0.00
Relief and Unsubsidized Premiums		2,489,000.00	0.00	2,489,000.00	2,489,000.00	0.00	0.00	0.00	2,489,000.00	606,688.25	0.00	0.00	0.00	606,688.25	606,708.63	0.00	0.00	0.00	606,708.63	0.00	1,802,311.75	7,879.62	0.00
PS		2,489,000.00	0.00	2,489,000.00	2,489,000.00	0.00	0.00	0.00	2,489,000.00	606,688.25	0.00	0.00	0.00	606,688.25	606,708.63	0.00	0.00	0.00	606,708.63	0.00	1,802,311.75	7,879.62	0.00
Sub-Total R. Automatic Appropriations		2,489,000.00	0.00	2,489,000.00	2,489,000.00	0.00	0.00	0.00	2,489,000.00	606,688.25	0.00	0.00	0.00	606,688.25	606,708.63	0.00	0.00	0.00	606,708.63	0.00	1,802,311.75	7,879.62	0.00
PS		2,489,000.00	0.00	2,489,000.00	2,489,000.00	0.00	0.00	0.00	2,489,000.00	606,688.25	0.00	0.00	0.00	606,688.25	606,708.63	0.00	0.00	0.00	606,708.63	0.00	1,802,311.75	7,879.62	0.00
MOOE		0.00	0.00	0.00	0.00	0.00	0.00	0.00	0.00	0.00	0.00	0.00	0.00	0.00	0.00	0.00	0.00	0.00	0.00	0.00	0.00	0.00	0.00
FedEx		0.00	0.00	0.00	0.00	0.00	0.00	0.00	0.00	0.00	0.00	0.00	0.00	0.00	0.00	0.00	0.00	0.00	0.00	0.00	0.00	0.00	0.00
CO		0.00	0.00	0.00	0.00	0.00	0.00	0.00	0.00	0.00	0.00	0.00	0.00	0.00	0.00	0.00	0.00	0.00	0.00	0.00	0.00	0.00	0.00
R. Reversion of the Unobligated Allotments charged against RA Nos. 11455 and 11456		0.00	0.00	0.00	0.00	0.00	0.00	0.00	0.00	0.00	0.00	0.00	0.00	0.00	0.00	0.00	0.00	0.00	0.00	0.00	0.00	0.00	0.00
GRAND TOTAL		82,367,000.00	491,000.00	82,858,000.00	77,772,000.00	0.00	0.00	491,000.00	78,263,000.00	12,146,305.84	0.00	0.00	0.00	12,146,305.84	15,203,624.45	0.00	0.00	0.00	15,203,624.45	5,615,000.00	61,116,000.00	170,011.87	1,074,673.67
PS		41,562,000.00	0.00	41,562,000.00	35,647,000.00	0.00	0.00	0.00	35,647,000.00	7,909,140.46	0.00	0.00	0.00	7,909,140.46	0.00	0.00	0.00	0.00	7,909,140.46	0.00	27,116,859.54	0.00	0.00
MOOE		36,125,000.00	491,000.00	36,616,000.00	36,125,000.00	0.00	0.00	491,000.00	36,616,000.00	8,995,492.50	0.00	0.00	0.00	8,995,492.50	7,127,181.73	0.00	0.00	0.00	7,127,181.73	0.00	27,653,307.40	103,347.15	1,074,673.67
CO		6,100,000.00	0.00	6,100,000.00	6,000,000.00	0.00	0.00	0.00	6,000,000.00	2,443,558.63	0.00	0.00	0.00	2,443,558.63	244,358.63	0.00	0.00	0.00	244,358.63	100,000.00	5,793,441.37	0.00	0.00
Reclassification by CO																							
Agency-Specific Budget		75,403,000.00	5,000.00	75,408,000.00	75,303,000.00	0.00	0.00	5,000.00	75,308,000.00	10,010,475.86	0.00	0.00	0.00	10,010,475.86	14,179,170.30	0.00	0.00	0.00	14,179,170.30	100,000.00	59,298,524.14	105,631.87	1,074,673.67
SCIENCE, TECHNOLOGY, ENGINEERING AND MATHEMATICS ENTRY SECONDARY EDUCATION OR SCHOLARSHIP BASED PROGRAM		75,403,000.00	5,000.00	75,408,000.00	75,303,000.00	0.00	0.00	5,000.00	75,308,000.00	10,010,475.86	0.00	0.00	0.00	10,010,475.86	14,179,170.30	0.00	0.00	0.00	14,179,170.30	100,000.00	59,298,524.14	105,631.87	1,074,673.67


Certified Correct:

CONNIE GRACE B. BALINCUT
BUDGET OFFICER
Date: 2022-04-13 13:31:24

Certified Correct:

JANE ROSALIE B. SIONG
ACCOUNTANT
Date: 2022-04-13 13:31:24

Recommending Approval:

MILO S. SALDON
DIRECTOR, FMS
Date: 2022-04-18 13:32:10

Approved By:

L. J. J. J. J. J.
DIRECTOR
Date: 2022-04-19 08:29:23