




QUARTERLY REPORT OF REVENUE AND OTHER RECEIPTS
As at the Quarter Ending September 30, 2021

Department : Department of Science and Technology (DOST)
 Agency : Philippine Science High School
 Operating Unit : Zamboanga Peninsula Region Campus
 Organization Code (UACS) : 19 016 0900016
 Fund Cluster : 01 - Regular Agency Fund

Classification/Sources of Revenue and Other Receipts	UACS CODE	REVENUE TARGET (Annual) per BESF	Actual Revenue and Other Receipts Collections					Cumulative Remittance/Deposits to Date			Variance		Remarks
			1st Quarter Ending March 31	2nd Quarter Ending June 30	3rd Quarter Ending Sept. 30	4th Quarter Ending Dec. 31	Total	Remittance to BTr	Deposited with AGDB	TOTAL	Amount	%	
1	2	3	4	5	6	7	8=[(6+(-)7)-8+9]	9	10	11=(9+10)	12=(8-3)	13=(12/3)	14
Regular Agency Fund		35,000.00	50,100.00	214,925.19	232,950.00	0.00	497,975.19	220,025.19	45,000.00	265,025.19	462,975.19	1,323 %	
Revenue Collections		35,000.00	50,100.00	181,535.19	211,000.00	0.00	442,635.19	186,635.19	45,000.00	231,635.19	407,635.19	1,165 %	
Cash Revenue		35,000.00	50,100.00	181,535.19	211,000.00	0.00	442,635.19	186,635.19	45,000.00	231,635.19	407,635.19	1,165 %	
Non-Tax		35,000.00	50,100.00	181,535.19	211,000.00	0.00	442,635.19	186,635.19	45,000.00	231,635.19	407,635.19	1,165 %	
Other School Fees	4020201099	0.00	0.00	0.00	150.00	0.00	150.00	0.00	0.00	0.00	150.00	0 %	
Examination Fees	4020203000	20,000.00	5,100.00	0.00	6,900.00	0.00	12,000.00	5,100.00	0.00	5,100.00	(8,000.00)	-40 %	
Income from Hostels/Dormitories and other Like facilities	4020213000	0.00	0.00	50,380.00	1,200.00	0.00	51,580.00	50,380.00	0.00	50,380.00	51,580.00	0 %	
Income from Printing and Publication	4020215000	15,000.00	45,000.00	0.00	201,000.00	0.00	246,000.00	0.00	45,000.00	45,000.00	231,000.00	1,540 %	
Miscellaneous Income	4060999000	0.00	0.00	131,155.19	1,750.00	0.00	132,905.19	131,155.19	0.00	131,155.19	132,905.19	0 %	
Non-Revenue Collections/Other Receipts		0.00	0.00	33,390.00	21,950.00	0.00	55,340.00	33,390.00	0.00	33,390.00	55,340.00	0 %	
Cash Receipts		0.00	0.00	33,390.00	21,950.00	0.00	55,340.00	33,390.00	0.00	33,390.00	55,340.00	0 %	
Others		0.00	0.00	33,390.00	21,950.00	0.00	55,340.00	33,390.00	0.00	33,390.00	55,340.00	0 %	
Other Receivables	1030599000	0.00	0.00	21,200.00	3,250.00	0.00	24,450.00	21,200.00	0.00	21,200.00	24,450.00	0 %	
Advances for Special Disbursing Officer	1990103000	0.00	0.00	12,190.00	18,700.00	0.00	30,890.00	12,190.00	0.00	12,190.00	30,890.00	0 %	
TOTAL		35,000.00	50,100.00	214,925.19	232,950.00	0.00	497,975.19	220,025.19	45,000.00	265,025.19	462,975.19	1,323 %	

Certified Correct:

 JANE ROSARIE B. SONG
 Accountant II
 Date: 2021-10-05 10:15:53

Recommending Approval:

 MILO S. SALDON
 Chief, Finance and Administrative Division
 Date: 2021-10-05 10:16:24

Approved By:

 LOUIE C. JAMORA
 Agency/Entity Head or Authorized Representative
 Date: 2021-10-11 09:50:12