

MONTHLY REPORT OF DISBURSEMENTS
For the month of September 2021


Department: Department of Science and Technology (DOST)
Agency/Entity: Philippine Science High School
Operating Unit: Zamboanga Peninsula Region Campus
Organization Code (UACS): 19 016 000006
Fund Cluster: 01 Regular Agency Fund


Particulars	Current Year Budget					Prior Year's Accounts Payable					Current Year's Accounts Payable					SUB-TOTAL	Trail Liabilities					Grand Total	Remarks					
	PS	MOOE	FinEx	CO	TOTAL	PS	MOOE	FinEx	CO	Sub-Total	PS	MOOE	FinEx	CO	Sub-Total		TOTAL	PS	MOOE	CO	TOTAL			PS	MOOE	FinEx	CO	TOTAL
	1	2	3	4	5	6=(2+3+4+5)	7	8	9	10	11=(7+8+9+10)	12	13	14	15		16=(12+13+14+15)	17=(11+16)	18=(8+17)	19	20			21	22=(19+20+21)	23	24	25
CASH DISBURSEMENTS	2,897,593.87	3,298,379.67	0.00	738,732.00	6,922,705.54	0.00	0.00	0.00	4,985,804.47	4,985,804.47	0.00	94,500.00	0.00	410,611.25	505,111.25	5,490,915.72	12,413,621.26	0.00	0.00	0.00	0.00	2,897,593.87	3,298,379.67	0.00	0.00	6,136,147.72	12,413,621.26	
Notice of Cash Allocation (NCA)	2,897,593.87	3,298,379.67	0.00	738,732.00	6,922,705.54	0.00	0.00	0.00	4,985,804.47	4,985,804.47	0.00	0.00	0.00	410,611.25	410,611.25	5,396,415.72	12,063,361.26	0.00	0.00	0.00	0.00	2,897,593.87	3,298,379.67	0.00	0.00	6,136,147.72	12,063,361.26	
MDSR Checks Issued	145,165.69	793,971.58	0.00	738,732.00	1,677,869.27	0.00	0.00	0.00	415,343.81	415,343.81	0.00	0.00	0.00	0.00	415,343.81	2,093,213.08	0.00	0.00	0.00	0.00	145,165.69	793,971.58	0.00	0.00	4,981,071.91	9,980,178.16		
Advice to Debt Account	2,752,428.18	2,226,079.59	0.00	0.00	4,978,105.27	0.00	0.00	0.00	4,570,460.66	4,570,460.66	0.00	0.00	0.00	410,611.25	410,611.25	4,981,071.91	9,969,176.18	0.00	0.00	0.00	0.00	2,752,428.18	2,226,079.59	0.00	0.00	4,981,071.91	9,980,178.16	
Notice of Transfer Allocations (NTA)	0.00	266,730.00	0.00	0.00	266,730.00	0.00	0.00	0.00	0.00	0.00	0.00	0.00	0.00	0.00	0.00	94,500.00	94,500.00	0.00	0.00	0.00	0.00	0.00	0.00	0.00	0.00	0.00	0.00	
MDSR Checks Issued	0.00	0.00	0.00	0.00	0.00	0.00	0.00	0.00	0.00	0.00	0.00	0.00	0.00	0.00	0.00	0.00	0.00	0.00	0.00	0.00	0.00	0.00	0.00	0.00	0.00	0.00	0.00	
Advice to Debt Account	0.00	266,730.00	0.00	0.00	266,730.00	0.00	0.00	0.00	0.00	0.00	0.00	0.00	0.00	0.00	0.00	94,500.00	94,500.00	0.00	0.00	0.00	0.00	0.00	0.00	0.00	0.00	0.00	0.00	
Working Fund for FAPs	0.00	0.00	0.00	0.00	0.00	0.00	0.00	0.00	0.00	0.00	0.00	0.00	0.00	0.00	0.00	0.00	0.00	0.00	0.00	0.00	0.00	0.00	0.00	0.00	0.00	0.00	0.00	
Cash Disbursement Ceiling (CDC)	0.00	0.00	0.00	0.00	0.00	0.00	0.00	0.00	0.00	0.00	0.00	0.00	0.00	0.00	0.00	0.00	0.00	0.00	0.00	0.00	0.00	0.00	0.00	0.00	0.00	0.00	0.00	
TOTAL CASH DISBURSEMENTS	2,897,593.87	3,298,379.67	0.00	738,732.00	6,922,705.54	0.00	0.00	0.00	4,985,804.47	4,985,804.47	0.00	94,500.00	0.00	410,611.25	505,111.25	5,490,915.72	12,413,621.26	0.00	0.00	0.00	0.00	2,897,593.87	3,298,379.67	0.00	0.00	6,136,147.72	12,413,621.26	
NON-CASH DISBURSEMENTS	368,696.62	53,613.92	0.00	0.00	422,310.54	0.00	0.00	0.00	396,062.24	396,062.24	0.00	31,500.00	0.00	28,804.68	58,304.68	454,369.92	876,677.46	0.00	0.00	0.00	0.00	368,696.62	53,613.92	0.00	0.00	422,310.54	876,677.46	
Tax Reimburse Advice Issued (TRA)	368,696.62	53,613.92	0.00	0.00	422,310.54	0.00	0.00	0.00	396,062.24	396,062.24	0.00	31,500.00	0.00	28,804.68	58,304.68	454,369.92	876,677.46	0.00	0.00	0.00	0.00	368,696.62	53,613.92	0.00	0.00	422,310.54	876,677.46	
Non-Cash Assessment Authority (NCAA)	0.00	0.00	0.00	0.00	0.00	0.00	0.00	0.00	0.00	0.00	0.00	0.00	0.00	0.00	0.00	0.00	0.00	0.00	0.00	0.00	0.00	0.00	0.00	0.00	0.00	0.00	0.00	
Disbursements effected through outright deductions from claims (please specify...)	0.00	0.00	0.00	0.00	0.00	0.00	0.00	0.00	0.00	0.00	0.00	0.00	0.00	0.00	0.00	0.00	0.00	0.00	0.00	0.00	0.00	0.00	0.00	0.00	0.00	0.00	0.00	
Overpayment of expense(s) e.g. personnel benefits)	0.00	0.00	0.00	0.00	0.00	0.00	0.00	0.00	0.00	0.00	0.00	0.00	0.00	0.00	0.00	0.00	0.00	0.00	0.00	0.00	0.00	0.00	0.00	0.00	0.00	0.00	0.00	
Restitution for loss of government property	0.00	0.00	0.00	0.00	0.00	0.00	0.00	0.00	0.00	0.00	0.00	0.00	0.00	0.00	0.00	0.00	0.00	0.00	0.00	0.00	0.00	0.00	0.00	0.00	0.00	0.00	0.00	
Liquidated damages and similar claims	0.00	0.00	0.00	0.00	0.00	0.00	0.00	0.00	0.00	0.00	0.00	0.00	0.00	0.00	0.00	0.00	0.00	0.00	0.00	0.00	0.00	0.00	0.00	0.00	0.00	0.00	0.00	
Others (e.g. TEP, BTR, Dose Stamp, etc.)	0.00	0.00	0.00	0.00	0.00	0.00	0.00	0.00	0.00	0.00	0.00	0.00	0.00	0.00	0.00	0.00	0.00	0.00	0.00	0.00	0.00	0.00	0.00	0.00	0.00	0.00	0.00	
TOTAL NON-CASH DISBURSEMENTS	368,696.62	53,613.92	0.00	0.00	422,310.54	0.00	0.00	0.00	396,062.24	396,062.24	0.00	31,500.00	0.00	28,804.68	58,304.68	454,369.92	876,677.46	0.00	0.00	0.00	0.00	368,696.62	53,613.92	0.00	0.00	422,310.54	876,677.46	
GRAND TOTAL	3,266,290.49	3,359,993.59	0.00	738,732.00	7,345,016.08	0.00	0.00	0.00	5,381,866.71	5,381,866.71	0.00	126,000.00	0.00	437,415.93	563,415.93	5,945,285.64	13,290,298.72	0.00	0.00	0.00	0.00	3,266,290.49	3,359,993.59	0.00	0.00	6,558,014.64	13,290,298.72	


SUMMARY

Particulars	Previous Report	This Month	As at Date
(1)	(2)	(3)	(4)
Total Disbursement Authorities Received	74,586,774.19	8,677,677.46	82,776,451.65
NCA	66,766,000.00	7,801,000.00	77,566,000.00
NTA	786,600.00	0.00	786,600.00
Working Fund	0.00	0.00	0.00
TRA	3,548,174.19	876,677.46	4,424,851.65
CDC	0.00	0.00	0.00
NCAA	0.00	0.00	0.00
Less: Notice of Transfer of Allocations (NTA)* issued	0.00	0.00	0.00
Total Disbursement Authorities Available	74,068,774.19	8,677,677.46	82,776,451.65
Less:	0.00	0.00	0.00
Lapsed NCA	1,801,361.10	5,176,419.09	6,977,770.19
Disbursements	62,508,382.74	13,290,298.72	76,798,681.46
Less: Other Non-Cash Disbursements	0.00	0.00	0.00
Disbursements effected through outright deductions from claims	0.00	0.00	0.00
Overpayment of expense(s) e.g. personnel benefits)	0.00	0.00	0.00
Restitution for loss of government property	0.00	0.00	0.00
Liquidated damages and similar claims	0.00	0.00	0.00
Others (e.g. TEP, BTR, Dose Stamp, etc.)	0.00	0.00	0.00
Adjustment (e.g. cancelled/invalid checks)	0.00	0.00	0.00
Balance of Disbursement Authorities as at date	9,789,040.35	(9,789,040.35)	0.00
Total Disbursements Program	117,736,000.00	16,788,000.00	133,624,000.00
Less - Actual Disbursements	62,508,382.74	13,290,298.72	76,798,681.46
(Over)/Under spending	55,227,617.26	2,507,701.28	57,735,318.54

Notes: * The use of NTA is discouraged
Notes: ** Amounts should tally with the grand total disbursements (column 27)

Certified Correct:

JANE ROSARIE B. SISON
Accountant II
Date: 2021-10-05 09:28:32

Recommending Approval:

MILO S. BALDON
Chief, Finance and Administrative Division
Date: 2021-10-05 10:13:11

Approved By:

L.C. M.C. JAMORA
Agency/Entity
Date: 2021-10-09 22:45:45