

STATEMENT OF APPROPRIATIONS, ALLOTMENTS, OBLIGATIONS, DISBURSEMENTS AND BALANCES  
As at the Quarter Ending September 30, 2021

Department: Department of Science and Technology (DOST)  
Agency: Philippine Science High School  
Operating Unit: Zamboanga Peninsula Region Campus  
Organization Code (UACS): 19 016 0900018  
Fund Cluster: 01 Regular Agency Fund

	Current Year Appropriations
	Supplemental Appropriations
X	Continuing Appropriations


(e.g. UACS Fund Cluster: 01-Regular Agency Fund, 02-Foreign Assisted Projects Fund, 03-Special Account-Locally Funded/Domestic Grants Fund, and 04-Special Account-Foreign Assisted/Foreign Grants Fund)


Particulars	UACS CODE	Appropriations		Allotments					Current Year Obligations					Current Year Disbursements					Balances						
		Authorized Appropriations	Adjustments (Transfer To/From, Realignment)	Adjusted Appropriations	Allocments Received	Adjustments (Withdrawal, Realignment)	Transfer To	Transfer From	Adjusted Total Allotments	1st Quarter Ending March 31	2nd Quarter Ending June 30	3rd Quarter Ending Sept. 30	4th Quarter Ending Dec. 31	TOTAL	1st Quarter Ending March 31	2nd Quarter Ending June 30	3rd Quarter Ending Sept. 30	4th Quarter Ending Dec. 31	TOTAL	Unreleased Appro	Unobligated Allotments	Unpaid Obligations			
		3	4	5=(3+4)	6	7	8	9	10=[(8)+(7)-8-9]	11	12	13	14	15=(11+12+13+14)	16	17	18	19	20=(16+17+18+19)	21=(5-10)	22=(10-15)	23	24		
I. Continuing Appropriations		6,529,183.38	(265,442.00)	6,563,741.38	6,529,183.38	(365,042.00)	0.00	129,600.00	6,563,741.38	1,811,011.97	436,133.28	1,324,723.62	0.00	3,371,868.87	391,495.17	960,116.60	620,193.19	0.00	1,971,805.16	0.00	3,191,872.51	191,000.00	1,209,063.71		
I. Agency Specific Budget		6,529,183.38	(265,442.00)	6,563,741.38	6,529,183.38	(365,042.00)	0.00	129,600.00	6,563,741.38	1,811,011.97	436,133.28	1,324,723.62	0.00	3,371,868.87	391,495.17	960,116.60	620,193.19	0.00	1,971,805.16	0.00	3,191,872.51	191,000.00	1,209,063.71		
Operations	30200000000000	6,529,183.38	(265,442.00)	6,563,741.38	6,529,183.38	(365,042.00)	0.00	129,600.00	6,563,741.38	1,811,011.97	436,133.28	1,324,723.62	0.00	3,371,868.87	391,495.17	960,116.60	620,193.19	0.00	1,971,805.16	0.00	3,191,872.51	191,000.00	1,209,063.71		
03: Increased competitiveness of Filipino in Science and Engineering		6,529,183.38	(265,442.00)	6,563,741.38	6,529,183.38	(365,042.00)	0.00	129,600.00	6,563,741.38	1,811,011.97	436,133.28	1,324,723.62	0.00	3,371,868.87	391,495.17	960,116.60	620,193.19	0.00	1,971,805.16	0.00	3,191,872.51	191,000.00	1,209,063.71		
SCIENCE, TECHNOLOGY, ENGINEERING AND MATHEMATICS (STEM) SECONDARY EDUCATION ON SCHOLARSHIP BASIS PROGRAM		6,724,118.38	(391,442.00)	6,332,676.38	6,724,118.38	(395,042.00)	0.00	3,600.00	6,332,676.38	1,524,961.97	421,237.28	1,198,723.62	0.00	3,144,922.87	305,445.17	960,116.60	479,297.19	0.00	1,744,859.16	0.00	3,187,733.51	191,000.00	1,209,063.71		
Operation of school campuses	31010010001000	6,367,876.23	(385,042.00)	5,972,834.23	6,367,876.23	(389,042.00)	0.00	0.00	5,972,834.23	1,504,444.00	84,000.00	1,198,723.62	0.00	2,787,167.62	288,979.00	894,465.00	231,000.00	0.00	1,472,444.00	0.00	3,185,466.61	191,000.00	1,123,723.62		
FG		0.00	0.00	0.00	0.00	0.00	0.00	0.00	0.00	0.00	0.00	0.00	0.00	0.00	0.00	0.00	0.00	0.00	0.00	0.00	0.00	0.00	0.00	0.00	
MOOE		1,899,486.48	(395,042.00)	1,504,444.48	1,899,486.48	(399,042.00)	0.00	0.00	1,504,444.48	1,504,444.00	(6,000.00)	6,000.00	0.00	1,504,444.00	288,979.00	894,465.00	6,000.00	0.00	1,157,444.00	0.00	3,185,466.13	191,000.00	156,000.00		
CO		4,468,189.75	0.00	4,468,189.75	4,468,189.75	0.00	0.00	0.00	4,468,189.75	0.00	60,000.00	1,192,723.62	0.00	1,282,723.62	0.00	90,000.00	225,000.00	0.00	315,000.00	0.00	3,185,466.13	0.00	967,723.62		
Policy Formulation, Program Planning and Standards Development	31010010002000	150.00	3,600.00	3,750.00	150.00	0.00	0.00	3,600.00	3,750.00	0.00	3,600.00	0.00	0.00	3,600.00	0.00	3,600.00	0.00	0.00	3,600.00	0.00	150.00	0.00	0.00		
MOOE		150.00	3,600.00	3,750.00	150.00	0.00	0.00	3,600.00	3,750.00	0.00	3,600.00	0.00	0.00	3,600.00	0.00	3,600.00	0.00	0.00	3,600.00	0.00	150.00	0.00	0.00		
Locally-Funded Projects)		356,292.15	0.00	356,292.15	356,292.15	0.00	0.00	0.00	356,292.15	20,517.97	333,837.28	0.00	0.00	354,155.25	18,466.17	2,051.80	248,297.19	0.00	268,815.18	0.00	2,198.96	0.00	85,340.09		
Construction of Carleen and Student Activity Center	310100200031000	0.00	0.00	0.00	0.00	0.00	0.00	0.00	0.00	0.00	0.00	0.00	0.00	0.00	0.00	0.00	0.00	0.00	0.00	0.00	0.00	0.00	0.00		
CO		0.00	0.00	0.00	0.00	0.00	0.00	0.00	0.00	0.00	0.00	0.00	0.00	0.00	0.00	0.00	0.00	0.00	0.00	0.00	0.00	0.00	0.00		
Construction of Dormitory Building III (Male)	310100200050000	333,837.28	0.00	333,837.28	333,837.28	0.00	0.00	0.00	333,837.28	0.00	333,837.28	0.00	0.00	333,837.28	0.00	0.00	248,297.19	0.00	248,297.19	0.00	0.00	0.00	85,340.09		
CO		333,837.28	0.00	333,837.28	333,837.28	0.00	0.00	0.00	333,837.28	0.00	333,837.28	0.00	0.00	333,837.28	0.00	0.00	248,297.19	0.00	248,297.19	0.00	0.00	0.00	85,340.09		
Construction of Carleen and Student Activity Center	310100200130000	20,517.97	0.00	20,517.97	20,517.97	0.00	0.00	0.00	20,517.97	20,517.97	0.00	0.00	0.00	20,517.97	18,466.17	2,051.80	0.00	0.00	20,517.97	0.00	0.00	0.00	0.00		
CO		20,517.97	0.00	20,517.97	20,517.97	0.00	0.00	0.00	20,517.97	20,517.97	0.00	0.00	0.00	20,517.97	18,466.17	2,051.80	0.00	0.00	20,517.97	0.00	0.00	0.00	0.00		
Completion of Dormitory Building I	310100200170000	2,136.90	0.00	2,136.90	2,136.90	0.00	0.00	0.00	2,136.90	0.00	0.00	0.00	0.00	2,136.90	0.00	0.00	0.00	0.00	2,136.90	0.00	0.00	0.00	0.00		
CO		2,136.90	0.00	2,136.90	2,136.90	0.00	0.00	0.00	2,136.90	0.00	0.00	0.00	0.00	2,136.90	0.00	0.00	0.00	0.00	2,136.90	0.00	0.00	0.00	0.00		
SCIENCE, TECHNOLOGY, ENGINEERING AND MATHEMATICS (STEM) PROMOTION PROGRAM		105,065.00	126,000.00	231,065.00	105,065.00	0.00	0.00	126,000.00	231,065.00	86,050.00	14,896.00	126,000.00	0.00	226,946.00	86,050.00	0.00	140,896.00	0.00	226,946.00	0.00	4,119.00	0.00	0.00		
National Competitive Examination (NCE)	310200100001000	105,065.00	126,000.00	231,065.00	105,065.00	0.00	0.00	126,000.00	231,065.00	86,050.00	14,896.00	126,000.00	0.00	226,946.00	86,050.00	0.00	140,896.00	0.00	226,946.00	0.00	4,119.00	0.00	0.00		
MOOE		105,065.00	126,000.00	231,065.00	105,065.00	0.00	0.00	126,000.00	231,065.00	86,050.00	14,896.00	126,000.00	0.00	226,946.00	86,050.00	0.00	140,896.00	0.00	226,946.00	0.00	4,119.00	0.00	0.00		

Department: Department of Science and Technology (DOST)  
 Agency: Philippine Science High School  
 Operating Unit: Zamboanga Peninsula Region Campus  
 Organization Code (UACS): 19 016 000018  
 Fund Cluster: 01 Regular Agency Fund  
 (e.g. UACS Fund Cluster: 01-Regular Agency Fund, 02-Foreign Assisted Projects Fund, 03-Special Account-Locally Funded/Domestic Grants Fund, and 04-Special Account-Foreign Assisted/Foreign Grants Fund)


	Current Year Appropriations
	Supplemental Appropriations
X	Continuing Appropriations

Particulars	UACS CODE	Appropriations		Allotments Received	Adjustments (Withdrawal/ Reassignment)	Transfer To	Transfer From	Adjusted Total Allotments	Current Year Obligations				TOTAL	Current Year Disbursements				TOTAL	Unreleased Appro	Unobligated Allotments	Unpaid Obligations											
		Authorized Appropriations	Adjustments (Transfer To/From, Reassignment)						5=(3+4)	6	7	8		9	10=(8+(-17)+9)	11	12				13	14	15=(11+12+13+14)	16	17	18	19	20=(16+17+18+19)	21=(5-10)	22=(10-15)	23	24
		3	4						5	6	7	8		9	10	11	12				13	14	15	16	17	18	19	20	21	22	23	24
Sub-Total Operations		8,529,183.38	(265,442.00)	6,563,741.38	8,529,183.38	(395,042.00)	0.00	129,600.00	6,563,741.38	1,611,011.97	426,133.28	1,324,723.62	0.00	3,371,868.87	391,495.17	960,116.80	620,183.19	0.00	1,971,805.16	0.00	3,191,872.61	191,000.00	1,209,063.71									
FB		0.00	0.00	0.00	0.00	0.00	0.00	0.00	0.00	0.00	0.00	0.00	0.00	0.00	0.00	0.00	0.00	0.00	0.00	0.00	0.00	0.00	0.00	0.00	0.00	0.00						
MOOE		2,004,701.48	(265,442.00)	1,739,259.48	2,004,701.48	(395,042.00)	0.00	129,600.00	1,739,259.48	1,590,494.00	12,466.00	132,000.00	0.00	1,734,890.00	373,029.00	868,099.00	146,896.00	0.00	1,387,999.00	0.00	4,269.48	191,000.00	156,000.00									
Filex (F Applicable)		0.00	0.00	0.00	0.00	0.00	0.00	0.00	0.00	0.00	0.00	0.00	0.00	0.00	0.00	0.00	0.00	0.00	0.00	0.00	0.00	0.00	0.00	0.00	0.00	0.00						
CO		4,524,481.90	0.00	4,824,481.90	4,824,481.90	0.00	0.00	0.00	4,824,481.90	20,517.97	423,637.28	1,192,723.62	0.00	1,636,878.87	18,466.17	92,051.80	473,297.19	0.00	583,815.16	0.00	3,167,603.03	0.00	1,053,063.71									
III. Unobligated Allotment Balances pursuant to RA Nos. 11519 and 11520		0.00	0.00	0.00	0.00	0.00	0.00	0.00	0.00	0.00	0.00	0.00	0.00	0.00	0.00	0.00	0.00	0.00	0.00	0.00	0.00	0.00	0.00	0.00	0.00	0.00						
CO		0.00	0.00	0.00	0.00	0.00	0.00	0.00	0.00	0.00	0.00	0.00	0.00	0.00	0.00	0.00	0.00	0.00	0.00	0.00	0.00	0.00	0.00	0.00	0.00	0.00						
GRAND TOTAL		8,529,183.38	(265,442.00)	6,563,741.38	8,529,183.38	(395,042.00)	0.00	129,600.00	6,563,741.38	1,611,011.97	426,133.28	1,324,723.62	0.00	3,371,868.87	391,495.17	960,116.80	620,183.19	0.00	1,971,805.16	0.00	3,191,872.61	191,000.00	1,209,063.71									
FB		0.00	0.00	0.00	0.00	0.00	0.00	0.00	0.00	0.00	0.00	0.00	0.00	0.00	0.00	0.00	0.00	0.00	0.00	0.00	0.00	0.00	0.00	0.00	0.00	0.00						
MOOE		2,004,701.48	(265,442.00)	1,739,259.48	2,004,701.48	(395,042.00)	0.00	129,600.00	1,739,259.48	1,590,494.00	12,466.00	132,000.00	0.00	1,734,890.00	373,029.00	868,099.00	146,896.00	0.00	1,387,999.00	0.00	4,269.48	191,000.00	156,000.00									
Filex (F Applicable)		0.00	0.00	0.00	0.00	0.00	0.00	0.00	0.00	0.00	0.00	0.00	0.00	0.00	0.00	0.00	0.00	0.00	0.00	0.00	0.00	0.00	0.00	0.00	0.00	0.00						
CO		4,524,481.90	0.00	4,824,481.90	4,824,481.90	0.00	0.00	0.00	4,824,481.90	20,517.97	423,637.28	1,192,723.62	0.00	1,636,878.87	18,466.17	92,051.80	473,297.19	0.00	583,815.16	0.00	3,167,603.03	0.00	1,053,063.71									

Certified Correct:  
  
 CONNIE GRACE B. BALANGIT  
 BUDGET OFFICER  
 Date: 2021-10-08 11:39:53

Certified Correct:  
  
 JANE ROSARIE B. ALIONG  
 ACCOUNTANT  
 Date: 2021-10-08 11:39:53

Recommending Approval:  
  
 MILO S. SALDON  
 FAD CHIEF  
 Date: 2021-10-08 16:04:42

Approved By:  
  
 JULIE S. JAMORA  
 AGENCY HEAD  
 Date: 2021-10-12 08:49:42