




**QUARTERLY REPORT OF REVENUE AND OTHER RECEIPTS**  
As at the Quarter Ending December 31, 2020

Department : Department of Science and Technology (DOST)  
 Agency : Philippine Science High School  
 Operating Unit : Zamboanga Peninsula Region Campus  
 Organization Code : 19 016 0900016  
 Fund Cluster : 01 - Regular Agency Fund

Classification/Sources of Revenue and Other Receipts	UACS CODE	REVENUE TARGET (Annual) per BESF	Actual Revenue and Other Receipts Collections					Cumulative Remittance/Deposits to Date			Variance		Remarks
			1st Quarter Ending March 31	2nd Quarter Ending June 30	3rd Quarter Ending Sept. 30	4th Quarter Ending Dec. 31	Total	Remittance to BTr	Deposited with AGDB	TOTAL	Amount	%	
1	2	3	4	5	6	7	8=[(6+(-)7)-8+9]	9	10	11=(9+10)	12=(8-3)	13=(12/3)	14
Regular Agency Fund		50,000.00	13,340.00	382,453.16	8,600.00	235,313.82	639,706.98	430,706.98	201,000.00	631,706.98	589,706.98	1,179 %	
Revenue Collections		50,000.00	10,450.00	380,853.16	8,600.00	226,363.82	626,266.98	417,266.98	201,000.00	618,266.98	576,266.98	1,153 %	
Cash Revenue		50,000.00	10,450.00	380,853.16	8,600.00	226,363.82	626,266.98	417,266.98	201,000.00	618,266.98	576,266.98	1,153 %	
Non-Tax		50,000.00	10,450.00	380,853.16	8,600.00	226,363.82	626,266.98	417,266.98	201,000.00	618,266.98	576,266.98	1,153 %	
Other School Fees	4020201000	15,000.00	450.00	0.00	0.00	0.00	450.00	450.00	0.00	450.00	(14,550.00)	-97 %	
Examination Fees	4020203000	20,000.00	0.00	0.00	3,600.00	13,500.00	17,100.00	17,100.00	0.00	17,100.00	(2,900.00)	-14 %	
Income from Printing and Publication	4020215000	15,000.00	10,000.00	34,000.00	5,000.00	152,000.00	201,000.00	0.00	201,000.00	201,000.00	186,000.00	1,240 %	
Miscellaneous Income	4060999000	0.00	0.00	346,853.16	0.00	60,863.82	407,716.98	399,716.98	0.00	399,716.98	407,716.98	0 %	
Non-Revenue Collections/Other Receipts		0.00	2,890.00	1,600.00	0.00	8,950.00	13,440.00	13,440.00	0.00	13,440.00	13,440.00	0 %	
Cash Receipts		0.00	2,890.00	1,600.00	0.00	8,950.00	13,440.00	13,440.00	0.00	13,440.00	13,440.00	0 %	
Others		0.00	2,890.00	1,600.00	0.00	8,950.00	13,440.00	13,440.00	0.00	13,440.00	13,440.00	0 %	
Advances for Special Disbursing Officer	1990103000	0.00	2,890.00	1,600.00	0.00	8,950.00	13,440.00	13,440.00	0.00	13,440.00	13,440.00	0 %	
<b>TOTAL</b>		<b>50,000.00</b>	<b>13,340.00</b>	<b>382,453.16</b>	<b>8,600.00</b>	<b>235,313.82</b>	<b>639,706.98</b>	<b>430,706.98</b>	<b>201,000.00</b>	<b>631,706.98</b>	<b>589,706.98</b>	<b>1,179 %</b>	

Certified Correct:  
  
 JANE ROSARIE B. SONG  
 Date:

Recommending Approval:  
  
 MILO S. GALDON  
 Date:

Approved By:  
  
 LOUIE C. JIMORA  
 Date: