

SUMMARY OF APPROPRIATIONS, ALLOTMENTS, OBLIGATIONS, DISBURSEMENTS AND BALANCES BY OBJECT OF EXPENDITURES  
As at the Quarter Ending March 31, 2020

Department: Department of Science and Technology (DOST)  
Agency/Entity: Philippine Science High School  
Operating Unit: Zamboanga Peninsula Region Campus  
Organization Code: 19 016 090016  
Fund Cluster: 01 Regular Agency Fund

Current Year Appropriations  
Supplemental  
X Continuing Appropriations

(e.g. UACS Fund Cluster: 01-Regular Agency Fund, 02-Foreign Assisted Projects Fund, 03-Special Account-Locally Funded/Domestic Grants Fund, and 04-Special Account-Foreign Assisted/Foreign Grants Fund)


Particulars	UACS CODE	Appropriations					Allotments			Obligations					Disbursements					Balances			
		Authorized Appropriations	Adjustments (Transfer To/From, Modifications/ Augmentations)	Adjusted Appropriations	Allotments Received	Adjustments (Reductions, Modifications/ Augmentations)	Transfer To	Transfer From	Adjusted Allotments	1st Quarter Ending March 31	2nd Quarter Ending June 30	3rd Quarter Ending Sept. 30	4th Quarter Ending Dec. 31	TOTAL	1st Quarter Ending March 31	2nd Quarter Ending June 30	3rd Quarter Ending Sept. 30	4th Quarter Ending Dec. 31	TOTAL	Unreleased Appropriations	Unobligated Allotments	Unpaid Obligations (15-20)+(23+24)	
		3	4	5=(3+4)	6	7	8	9	10=(9+(-)7-8+6)	11	12	13	14	15=(11+12+13+14)	16	17	18	19	20=(16+17+18+19)	21=(5-10)	22=(10-15)	23	24
SUMMARY		1,407,592.17	0.00	1,407,592.17	1,407,592.17	0.00	0.00	0.00	1,407,592.17	587,694.00	0.00	0.00	0.00	587,694.00	204,386.00	0.00	0.00	0.00	204,386.00	0.00	819,898.17	241,510.00	141,798.00
I. CONTINUING APPROPRIATIONS		1,407,592.17	0.00	1,407,592.17	1,407,592.17	0.00	0.00	0.00	1,407,592.17	587,694.00	0.00	0.00	0.00	587,694.00	204,386.00	0.00	0.00	0.00	204,386.00	0.00	819,898.17	241,510.00	141,798.00
I. Agency Specific Budget		1,407,592.17	0.00	1,407,592.17	1,407,592.17	0.00	0.00	0.00	1,407,592.17	587,694.00	0.00	0.00	0.00	587,694.00	204,386.00	0.00	0.00	0.00	204,386.00	0.00	819,898.17	241,510.00	141,798.00
Personnel Services		1,368.19	0.00	1,368.19	1,368.19	0.00	0.00	0.00	1,368.19	0.00	0.00	0.00	0.00	0.00	0.00	0.00	0.00	0.00	0.00	0.00	1,368.19	0.00	0.00
Other Compensation		1,368.19	0.00	1,368.19	1,368.19	0.00	0.00	0.00	1,368.19	0.00	0.00	0.00	0.00	0.00	0.00	0.00	0.00	0.00	0.00	0.00	1,368.19	0.00	0.00
Cash Gift		1,368.19	0.00	1,368.19	1,368.19	0.00	0.00	0.00	1,368.19	0.00	0.00	0.00	0.00	0.00	0.00	0.00	0.00	0.00	0.00	0.00	1,368.19	0.00	0.00
Cash Gift - Civilian	5010215001	1,368.19	0.00	1,368.19	1,368.19	0.00	0.00	0.00	1,368.19	0.00	0.00	0.00	0.00	0.00	0.00	0.00	0.00	0.00	0.00	0.00	1,368.19	0.00	0.00
Maintenance and Other Operating Expenses		6,878.23	0.00	6,878.23	6,878.23	0.00	0.00	0.00	6,878.23	1,510.00	0.00	0.00	0.00	1,510.00	0.00	0.00	0.00	0.00	0.00	0.00	5,368.23	1,510.00	0.00
Traveling Expenses		100.00	0.00	100.00	100.00	0.00	0.00	0.00	100.00	0.00	0.00	0.00	0.00	0.00	0.00	0.00	0.00	0.00	0.00	0.00	100.00	0.00	0.00
Traveling Expenses - Local	5020101000	100.00	0.00	100.00	100.00	0.00	0.00	0.00	100.00	0.00	0.00	0.00	0.00	0.00	0.00	0.00	0.00	0.00	0.00	0.00	100.00	0.00	0.00
Training and Scholarship Expenses		6,778.23	0.00	6,778.23	6,778.23	(1,510.00)	0.00	0.00	5,268.23	0.00	0.00	0.00	0.00	0.00	0.00	0.00	0.00	0.00	0.00	1,510.00	5,268.23	0.00	0.00
Scholarship Grants/Expenses	5020202000	6,778.23	0.00	6,778.23	6,778.23	(1,510.00)	0.00	0.00	5,268.23	0.00	0.00	0.00	0.00	0.00	0.00	0.00	0.00	0.00	0.00	1,510.00	5,268.23	0.00	0.00
Supplies and Materials Expenses		0.00	0.00	0.00	0.00	1,510.00	0.00	0.00	1,510.00	1,510.00	0.00	0.00	0.00	1,510.00	0.00	0.00	0.00	0.00	0.00	(1,510.00)	0.00	1,510.00	0.00
Other Supplies and Materials Expenses	5020389000	0.00	0.00	0.00	0.00	1,510.00	0.00	0.00	1,510.00	1,510.00	0.00	0.00	0.00	1,510.00	0.00	0.00	0.00	0.00	0.00	(1,510.00)	0.00	1,510.00	0.00
Capital Outlays		1,399,345.75	0.00	1,399,345.75	1,399,345.75	0.00	0.00	0.00	1,399,345.75	586,184.00	0.00	0.00	0.00	586,184.00	204,386.00	0.00	0.00	0.00	204,386.00	0.00	813,161.75	240,000.00	141,798.00
Property, Plant and Equipment Outlay		1,379,164.35	0.00	1,379,164.35	1,379,164.35	0.00	0.00	0.00	1,379,164.35	586,184.00	0.00	0.00	0.00	586,184.00	204,386.00	0.00	0.00	0.00	204,386.00	0.00	792,980.35	240,000.00	141,798.00
Land Improvements Outlay		339,976.35	0.00	339,976.35	339,976.35	0.00	0.00	0.00	339,976.35	0.00	0.00	0.00	0.00	0.00	0.00	0.00	0.00	0.00	0.00	0.00	339,976.35	0.00	0.00
Other Land Improvements	5060402099	339,976.35	0.00	339,976.35	339,976.35	0.00	0.00	0.00	339,976.35	0.00	0.00	0.00	0.00	0.00	0.00	0.00	0.00	0.00	0.00	0.00	339,976.35	0.00	0.00
Machinery and Equipment Outlay		939,264.00	0.00	939,264.00	939,264.00	0.00	0.00	0.00	939,264.00	504,186.00	0.00	0.00	0.00	504,186.00	204,386.00	0.00	0.00	0.00	204,386.00	0.00	435,078.00	240,000.00	59,800.00
Office Equipment	5060405002	271,774.00	0.00	271,774.00	271,774.00	0.00	0.00	0.00	271,774.00	240,000.00	0.00	0.00	0.00	240,000.00	0.00	0.00	0.00	0.00	0.00	0.00	31,774.00	240,000.00	0.00
Information and Communication Technology	5060405003	63,010.00	0.00	63,010.00	63,010.00	0.00	0.00	0.00	63,010.00	59,800.00	0.00	0.00	0.00	59,800.00	0.00	0.00	0.00	0.00	0.00	0.00	3,210.00	0.00	58,600.00
Technical and Scientific Equipment	5060405014	29,380.00	0.00	29,380.00	29,380.00	0.00	0.00	0.00	29,380.00	0.00	0.00	0.00	0.00	0.00	0.00	0.00	0.00	0.00	0.00	0.00	29,380.00	0.00	0.00
Other Machinery and Equipment	5060405099	575,100.00	0.00	575,100.00	575,100.00	0.00	0.00	0.00	575,100.00	204,386.00	0.00	0.00	0.00	204,386.00	204,386.00	0.00	0.00	0.00	204,386.00	0.00	370,714.00	0.00	0.00
Transportation Equipment Outlay		500.00	0.00	500.00	500.00	0.00	0.00	0.00	500.00	0.00	0.00	0.00	0.00	0.00	0.00	0.00	0.00	0.00	0.00	0.00	500.00	0.00	0.00
Motor Vehicles	5060406001	500.00	0.00	500.00	500.00	0.00	0.00	0.00	500.00	0.00	0.00	0.00	0.00	0.00	0.00	0.00	0.00	0.00	0.00	0.00	500.00	0.00	0.00
Furniture, Fixtures and Books Outlay		99,424.00	0.00	99,424.00	99,424.00	0.00	0.00	0.00	99,424.00	81,998.00	0.00	0.00	0.00	81,998.00	0.00	0.00	0.00	0.00	0.00	0.00	17,426.00	0.00	81,998.00
Furniture and Fixtures	5060407001	99,424.00	0.00	99,424.00	99,424.00	0.00	0.00	0.00	99,424.00	81,998.00	0.00	0.00	0.00	81,998.00	0.00	0.00	0.00	0.00	0.00	0.00	17,426.00	0.00	81,998.00


Department: Department of Science and Technology (DOST)  
 Agency/Entity: Philippine Science High School  
 Operating Unit: Zamboanga Peninsula Region Campus  
 Organization Code: 19 016 0900016  
 Fund Cluster: 01 Regular Agency Fund


	Current Year Appropriations
	Supplemental
X	Continuing Appropriations


(e.g. UACS Fund Cluster: 01-Regular Agency Fund, 02-Foreign Assisted Projects Fund, 03-Special Account-Locally Funded/Domestic Grants Fund, and 04-Special Account-Foreign Assisted/Foreign Grants Fund)

Particulars	UACS CODE	Appropriations			Allotments			Obligations					Disbursements				Balances							
		Authorized Appropriations	Adjustments (Transfer To/From, Modifications/ Augmentations)	Adjusted Appropriations	Allotments Received	Adjustments (Reductions, Modifications/ Augmentations)	Transfer To	Transfer From	Adjusted Allotments	1st Quarter Ending March 31	2nd Quarter Ending June 30	3rd Quarter Ending Sept. 30	4th Quarter Ending Dec. 31	TOTAL	1st Quarter Ending March 31	2nd Quarter Ending June 30	3rd Quarter Ending Sept. 30	4th Quarter Ending Dec. 31	TOTAL	Unreleased Appropriations	Unobligated Allotments	Unpaid Obligations (15-20)=(23+24)		
																						20=(16+17+18+19)	21=(5-10)	22=(10-15)
1	2	3	4	5=(3+4)	6	7	8	9	10=(8+(-17) -8+6)	11	12	13	14	15=(11+12+13+14)	16	17	18	19	20=(16+17+18+19)	21=(5-10)	22=(10-15)	23	24	
Intangible Assets Outlay		20,181.40	0.00	20,181.40	20,181.40	0.00	0.00	0.00	20,181.40	0.00	0.00	0.00	0.00	0.00	0.00	0.00	0.00	0.00	0.00	0.00	0.00	20,181.40	0.00	0.00
Computer Software	5905602000	20,181.40	0.00	20,181.40	20,181.40	0.00	0.00	0.00	20,181.40	0.00	0.00	0.00	0.00	0.00	0.00	0.00	0.00	0.00	0.00	0.00	0.00	20,181.40	0.00	0.00
GRAND TOTAL		1,407,592.17	0.00	1,407,592.17	1,407,592.17	0.00	0.00	0.00	1,407,592.17	587,694.00	0.00	0.00	0.00	587,694.00	204,386.00	0.00	0.00	0.00	204,386.00	0.00	819,898.17	241,510.00	141,798.00	

Certified Correct:  
  
 CONNIE GRACE B. BALINGIT  
 Budget Officer  
 Date: 2020-05-05 19:32:22.0

Certified Correct:  
  
 JANE ROSARIO B. SIANG  
 Accountant  
 Date: 2020-05-05 19:32:22.0

Recommending Approval:  
  
 MILO S. SALDON  
 FAD Chief  
 Date: 2020-05-05 19:35:37.0

Approved By:  
  
 LOUIE C. JAMORA  
 Agency Head  
 Date: 2020-05-13 12:39:26.0