

SUMMARY OF APPROPRIATIONS, ALLOTMENTS, OBLIGATIONS, DISBURSEMENTS AND BALANCES BY OBJECT OF EXPENDITURES

As at the Quarter Ending June 30, 2020

Department: Department of Science and Technology (DOST)  
 Agency/Entity: Philippine Science High School  
 Operating Unit: Zamboanga Peninsula Region Campus  
 Organization Code: 19 016 0900016  
 Fund Cluster: 01 Regular Agency Fund

	Current Year Appropriations
	Supplemental
X	Continuing Appropriations


(e.g. UACS Fund Cluster: 01-Regular Agency Fund, 02-Foreign Assisted Projects Fund, 03-Special Account-Locally Funded/Domestic Grants Fund, and 04-Special Account-Foreign Assisted/Foreign Grants Fund)


Particulars	UACS CODE	Appropriations				Allotments				Obligations				Disbursements				Balances					
		Authorized Appropriations	Adjustments (Transfer To/From, Modifications/ Augmentations)	Adjusted Appropriations	Allotments Received	Adjustments (Reductions, Modifications/ Augmentations)	Transfer To	Transfer From	Adjusted Allotments	1st Quarter Ending March 31	2nd Quarter Ending June 30	3rd Quarter Ending Sept. 30	4th Quarter Ending Dec. 31	TOTAL	1st Quarter Ending March 31	2nd Quarter Ending June 30	3rd Quarter Ending Sept. 30	4th Quarter Ending Dec. 31	TOTAL	Unreleased Appropriations	Unobligated Allotments	Unpaid Obligations (15-20)=(23+24)	
		3	4	5=(3+4)	6	7	8	9	10=(8+(7)-8+6)	11	12	13	14	15=(11+12+13+14)	16	17	18	19	20=(16+17+18+19)	21=(5-10)	22=(10-15)	23	24
SUMMARY		1,407,592.17	0.00	1,407,592.17	1,407,592.17	0.00	0.00	0.00	1,407,592.17	587,894.00	0.00	0.00	0.00	587,894.00	204,386.00	303,510.00	0.00	0.00	507,896.00	0.00	819,868.17	0.00	79,798.00
1 CONTINUING APPROPRIATIONS		1,407,592.17	0.00	1,407,592.17	1,407,592.17	0.00	0.00	0.00	1,407,592.17	587,894.00	0.00	0.00	0.00	587,894.00	204,386.00	303,510.00	0.00	0.00	507,896.00	0.00	819,868.17	0.00	79,798.00
1 Agency Specific Budget		1,407,592.17	0.00	1,407,592.17	1,407,592.17	0.00	0.00	0.00	1,407,592.17	587,894.00	0.00	0.00	0.00	587,894.00	204,386.00	303,510.00	0.00	0.00	507,896.00	0.00	819,868.17	0.00	79,798.00
Personnel Services		1,368.19	0.00	1,368.19	1,368.19	0.00	0.00	0.00	1,368.19	0.00	0.00	0.00	0.00	0.00	0.00	0.00	0.00	0.00	0.00	0.00	1,368.19	0.00	0.00
Other Compensation	501020000	1,368.19	0.00	1,368.19	1,368.19	0.00	0.00	0.00	1,368.19	0.00	0.00	0.00	0.00	0.00	0.00	0.00	0.00	0.00	0.00	0.00	1,368.19	0.00	0.00
Cash Gift	5010215000	1,368.19	0.00	1,368.19	1,368.19	0.00	0.00	0.00	1,368.19	0.00	0.00	0.00	0.00	0.00	0.00	0.00	0.00	0.00	0.00	0.00	1,368.19	0.00	0.00
Cash Gift - Civilian	5010215001	1,368.19	0.00	1,368.19	1,368.19	0.00	0.00	0.00	1,368.19	0.00	0.00	0.00	0.00	0.00	0.00	0.00	0.00	0.00	0.00	0.00	1,368.19	0.00	0.00
Maintenance and Other Operating Expenses		6,878.23	0.00	6,878.23	6,878.23	0.00	0.00	0.00	6,878.23	1,510.00	0.00	0.00	0.00	1,510.00	0.00	1,510.00	0.00	0.00	1,510.00	0.00	5,368.23	0.00	0.00
Traveling Expenses	502010000	100.00	0.00	100.00	100.00	0.00	0.00	0.00	100.00	0.00	0.00	0.00	0.00	0.00	0.00	0.00	0.00	0.00	0.00	0.00	100.00	0.00	0.00
Traveling Expenses - Local	5020101000	100.00	0.00	100.00	100.00	0.00	0.00	0.00	100.00	0.00	0.00	0.00	0.00	0.00	0.00	0.00	0.00	0.00	0.00	0.00	100.00	0.00	0.00
Training and Scholarship Expenses	502020000	6,778.23	0.00	6,778.23	6,778.23	(1,510.00)	0.00	0.00	5,268.23	0.00	0.00	0.00	0.00	0.00	0.00	0.00	0.00	0.00	0.00	0.00	1,510.00	0.00	0.00
Scholarship Grants/Expenses	5020202000	6,778.23	0.00	6,778.23	6,778.23	(1,510.00)	0.00	0.00	5,268.23	0.00	0.00	0.00	0.00	0.00	0.00	0.00	0.00	0.00	0.00	0.00	1,510.00	0.00	0.00
Supplies and Materials Expenses	502030000	0.00	0.00	0.00	0.00	1,510.00	0.00	0.00	1,510.00	1,510.00	0.00	0.00	0.00	1,510.00	0.00	1,510.00	0.00	0.00	1,510.00	0.00	(1,510.00)	0.00	0.00
Other Supplies and Materials Expenses	502039000	0.00	0.00	0.00	0.00	1,510.00	0.00	0.00	1,510.00	1,510.00	0.00	0.00	0.00	1,510.00	0.00	1,510.00	0.00	0.00	1,510.00	0.00	(1,510.00)	0.00	0.00
Capital Outlays		1,399,345.75	0.00	1,399,345.75	1,399,345.75	0.00	0.00	0.00	1,399,345.75	596,184.00	0.00	0.00	0.00	596,184.00	204,386.00	302,000.00	0.00	0.00	506,366.00	0.00	813,161.75	0.00	79,798.00
Property, Plant and Equipment Outlay	506040000	1,379,184.35	0.00	1,379,184.35	1,379,184.35	0.00	0.00	0.00	1,379,184.35	596,184.00	0.00	0.00	0.00	596,184.00	204,386.00	302,000.00	0.00	0.00	506,366.00	0.00	792,860.35	0.00	79,798.00
Land Improvements Outlay	506042000	339,976.35	0.00	339,976.35	339,976.35	0.00	0.00	0.00	339,976.35	0.00	0.00	0.00	0.00	0.00	0.00	0.00	0.00	0.00	0.00	0.00	339,976.35	0.00	0.00
Other Land Improvements	506042009	339,976.35	0.00	339,976.35	339,976.35	0.00	0.00	0.00	339,976.35	0.00	0.00	0.00	0.00	0.00	0.00	0.00	0.00	0.00	0.00	0.00	339,976.35	0.00	0.00
Machinery and Equipment Outlay	506040500	939,264.00	0.00	939,264.00	939,264.00	0.00	0.00	0.00	939,264.00	504,168.00	0.00	0.00	0.00	504,168.00	204,386.00	240,000.00	0.00	0.00	444,366.00	0.00	435,078.00	0.00	98,800.00
Office Equipment	5060405002	271,774.00	0.00	271,774.00	271,774.00	0.00	0.00	0.00	271,774.00	240,000.00	0.00	0.00	0.00	240,000.00	0.00	240,000.00	0.00	0.00	240,000.00	0.00	31,774.00	0.00	0.00
Information and Communication Technology	5060405003	63,010.00	0.00	63,010.00	63,010.00	0.00	0.00	0.00	63,010.00	59,800.00	0.00	0.00	0.00	59,800.00	0.00	0.00	0.00	0.00	0.00	0.00	3,210.00	0.00	59,800.00
Technical and Scientific Equipment	5060405014	29,380.00	0.00	29,380.00	29,380.00	0.00	0.00	0.00	29,380.00	0.00	0.00	0.00	0.00	0.00	0.00	0.00	0.00	0.00	0.00	0.00	29,380.00	0.00	0.00
Other Machinery and Equipment	5060405099	575,100.00	0.00	575,100.00	575,100.00	0.00	0.00	0.00	575,100.00	204,386.00	0.00	0.00	0.00	204,386.00	204,386.00	0.00	0.00	0.00	254,386.00	0.00	370,714.00	0.00	0.00
Transportation Equipment Outlay	5060406000	500.00	0.00	500.00	500.00	0.00	0.00	0.00	500.00	0.00	0.00	0.00	0.00	0.00	0.00	0.00	0.00	0.00	0.00	0.00	500.00	0.00	0.00
Motor Vehicles	5060406001	500.00	0.00	500.00	500.00	0.00	0.00	0.00	500.00	0.00	0.00	0.00	0.00	0.00	0.00	0.00	0.00	0.00	0.00	0.00	500.00	0.00	0.00
Furniture, Fixtures and Books Outlay	5060407000	99,424.00	0.00	99,424.00	99,424.00	0.00	0.00	0.00	99,424.00	81,968.00	0.00	0.00	0.00	81,968.00	0.00	62,000.00	0.00	0.00	62,000.00	0.00	17,428.00	0.00	18,968.00
Furniture and Fixtures	5060407001	99,424.00	0.00	99,424.00	99,424.00	0.00	0.00	0.00	99,424.00	81,968.00	0.00	0.00	0.00	81,968.00	0.00	62,000.00	0.00	0.00	62,000.00	0.00	17,428.00	0.00	18,968.00


Department: Department of Science and Technology (DOST)  
 Agency/Entity: Philippine Science High School  
 Operating Unit: Zamboanga Peninsula Region Campus  
 Organization Code: 19 016 0900016  
 Fund Cluster: 01 Regular Agency Fund  
 (e.g. UACS Fund Cluster: 01-Regular Agency Fund, 02-Foreign Assisted Projects Fund, 03-Special Account-Locally Funded/Domestic Grants Fund, and 04-Special Account-Foreign Assisted/Foreign Grants Fund)


	Current Year Appropriations
	Supplemental
X	Continuing Appropriations

Particulars	UACS CODE	Appropriations			Allotments		Obligations				Disbursements				Balances									
		Authorized Appropriations	Adjustments (Transfer To/From, Modifications/ Augmentations)	Adjusted Appropriations	Allotments Received	Adjustments (Reductions, Modifications/ Augmentations)	Transfer To	Transfer From	Adjusted Allotments	1st Quarter	2nd Quarter	3rd Quarter	4th Quarter	TOTAL	1st Quarter	2nd Quarter	3rd Quarter	4th Quarter	TOTAL	Unreleased Appropriations	Unobligated Allotments	Unpaid Obligations (15-20)=(23+24)		
										Ending March 31	Ending June 30	Ending Sept. 30	Ending Dec. 31		Ending March 31	Ending June 30	Ending Sept. 30	Ending Dec. 31				Due and Demandable	Not Yet Due and Demandable	
1	2	3	4	5=(3+4)	6	7	8	9	10=[(8+(-)7) -8+9]	11	12	13	14	15=(11+12+13+14)	16	17	18	19	20=(16+17+18+19)	21=(5-10)	22=(10-15)	23	24	
Intangible Assets Outlay	506900000	20,181.40	0.00	20,181.40	20,181.40	0.00	0.00	0.00	0.00	20,181.40	0.00	0.00	0.00	0.00	0.00	0.00	0.00	0.00	0.00	0.00	0.00	20,181.40	0.00	0.00
Computer Software	506902000	20,181.40	0.00	20,181.40	20,181.40	0.00	0.00	0.00	0.00	20,181.40	0.00	0.00	0.00	0.00	0.00	0.00	0.00	0.00	0.00	0.00	0.00	20,181.40	0.00	0.00
<b>GRAND TOTAL</b>		<b>1,407,592.17</b>	<b>0.00</b>	<b>1,407,592.17</b>	<b>1,407,592.17</b>	<b>0.00</b>	<b>0.00</b>	<b>0.00</b>	<b>0.00</b>	<b>1,407,592.17</b>	<b>587,694.00</b>	<b>204,396.00</b>	<b>303,510.00</b>	<b>0.00</b>	<b>507,896.00</b>	<b>204,396.00</b>	<b>303,510.00</b>	<b>0.00</b>	<b>0.00</b>	<b>507,896.00</b>	<b>0.00</b>	<b>819,898.17</b>	<b>0.00</b>	<b>79,798.00</b>

Certified Correct:  
  
 CONNIE GRACE B. BALINGT  
 BUDGET OFFICER  
 Date: 2020-07-15 17:10:23.0

Certified Correct:  
  
 JANE ROSARIE B. SISON  
 ACCOUNTANT  
 Date: 2020-07-15 17:10:23.0

Recommending Approval:  
  
 MILO S. SALDON  
 FAD CHIEF  
 Date: 2020-07-16 09:43:25.0

Approved By:  
  
 LOUIE C. JAMBRA  
 AGENCY HEAD  
 Date: 2020-07-16 10:02:37.0